


Okinawa

Typhoon Guide

Ed. 3



Coordinated by the Air Force
18th Civil Engineer Group
Office of Emergency Management
Kadena Air Base
634-4404



TABLE OF CONTENTS

What are Typhoons?.....	3
Tropical Cyclone Conditions of Readiness (TCCOR)	4
Housing Residents Actions	6
Facility Manager Actions	8
Emergency Family Plan	9
Emergency Kit.....	10
US Naval Hospital Considerations	11
Sandbag Fill Locations	12
DoDEA TCCOR Guide.....	17
After the Storm	20
Filing a Claim for Damage.....	21
Kadena Connect App.....	22
Family Accountability	22
Installation Warning System (AtHoc)	23
How to Receive Emergency Notifications in English.....	24
Emergency Numbers.....	27
Online Resources	30



What are Typhoons?

Typhoons are tropical cyclones that form in the Pacific Ocean. The area surrounding Okinawa is a prime breeding ground for these storms due to the high humidity in the atmosphere and the warm water temperatures. When typhoons develop, they pose serious threats to the local community. Winds can soar to extreme levels (greater than 150 mph), which can send debris flying through the air. Additionally, storm surges can occur, raising water levels and intensifying waves caused by high winds

Due to the frequency and severity of these storms, typhoon season in Okinawa starts on June 1st and continues through November 30th each year. This is the most likely time for typhoons to occur, but they can occur at any point throughout the year if the right conditions are present. If a typhoon does occur, Okinawa prepares for the storm by executing actions outlined in Tropical Cyclone Conditions of Readiness (TCCOR).

TCCOR are graduated states of readiness based on the forecast of 50 knots (58 mph) winds. **TCCOR declarations are orders: take them seriously!** While conditions may not look bad where you are, they can change quickly and you can be caught in a violent storm without warning. Changes in TCCOR levels are broadcasted over AFN radio (89.1 FM) and published on the AFN Okinawa and Kadena Air Base official Facebook pages.



Tropical Cyclone Conditions of Readiness (TCCOR)

TCCOR 5 (Only used outside of normal Typhoon season)

- Destructive winds are possible within 96 hours

TCCOR 4 (Default TCCOR level, unless otherwise specified 01 Jun-30 Nov)

- Destructive winds are possible within 72 hours

TCCOR 3

- Destructive winds are possible within 48 hours

TCCOR 2

- Destructive winds are anticipated within 24 hours

TCCOR 1

- Destructive winds are anticipated within 12 hours

TCCOR 1 Caution (1C)

- High winds are occurring.
- Stop all Non-Essential Travel/remain indoors

TCCOR 1 Emergency (1E)

- Destructive winds are occurring.
- Outdoor movement prohibited/remain indoors

TCCOR 1 Recovery (1R)

- Destructive winds have subsided and are no longer forecasted to occur.
- Outdoor movement prohibited/remain indoors
- Essential base recovery is occurring



TCCOR (Continued)

Storm Watch

- Strong winds are possible due to proximity of a tropical cyclone.

All Clear

- Destructive winds have passed and are no longer forecasted to occur/recovery efforts are considered complete.

TYPHOON SEASON
01 Jun-30 Nov

ARE YOU READY?
Tropical Cyclone
Conditions of
Readiness (TCCOR)

ALL CLEAR
The storm is over and not forecasted to return and recovery efforts are complete. Resume normal activities

RECOVERY
All non-essential personnel should remain indoors while damage assessment and clean up is accomplished. Families should report damage and injuries.

EMERGENCY
All personnel should stay indoors away from windows

CAUTION
Sustained winds of 35 to 49 knots (39-56 mph) are occurring

TCCOR 1
Possible dangerous weather conditions within 12 hours

TCCOR 2
Possible dangerous weather conditions within 24 hours

TCCOR 3
Possible dangerous weather conditions within 48 hours

TCCOR 4
Possible dangerous weather conditions within 72 hours

TCCOR 5
Possible dangerous weather conditions within 96 hours

All non-essential travel is suspended. Non-essential personnel should remain indoors.

Move sensitive items away from windows or cover them with plastic.

Secure outside items, or move indoors if possible.

Fill vehicle and grill gas tanks. Ensure sufficient money and important documents are easily accessible.

Obtain emergency supplies. Families should review their NEO kits in case evacuation is declared after the storm passes.

Monitor weather channels and base information. Check personal emergency kits. Units should start reviewing TCCOR procedures.

Housing Residents Actions

TCCOR 5

- Review all other TCCOR level actions

TCCOR 4

- Stock up and maintain 72 hours' worth of emergency supplies

TCCOR 3

- Fill vehicles and gas grill tanks
- Clean debris from gutters and storm drains

TCCOR 2

- Secure trash bin area other outside items/Trash Pick-up ceases
- Place sandbags on doorsills

TCCOR 1

- Fill bathtubs with water for flushing toilets
- Turn refrigerator/freezer to MAX setting
- DoDEA students are sent/remain home
- Individuals in low lying areas where flooding may occur may move inland

TCCOR 1 Caution (IC)

- Pregnant women at 37 weeks (34 weeks w/twins) report to Naval Hospital
- Pick up children from CDC/SAP ASAP
- Commissary/AAFES closed
- Monitor AFN/Shogun weather for updates



Housing Residents Actions (Continued)

TCCOR 1 Emergency (IE)/Recovery (IR)

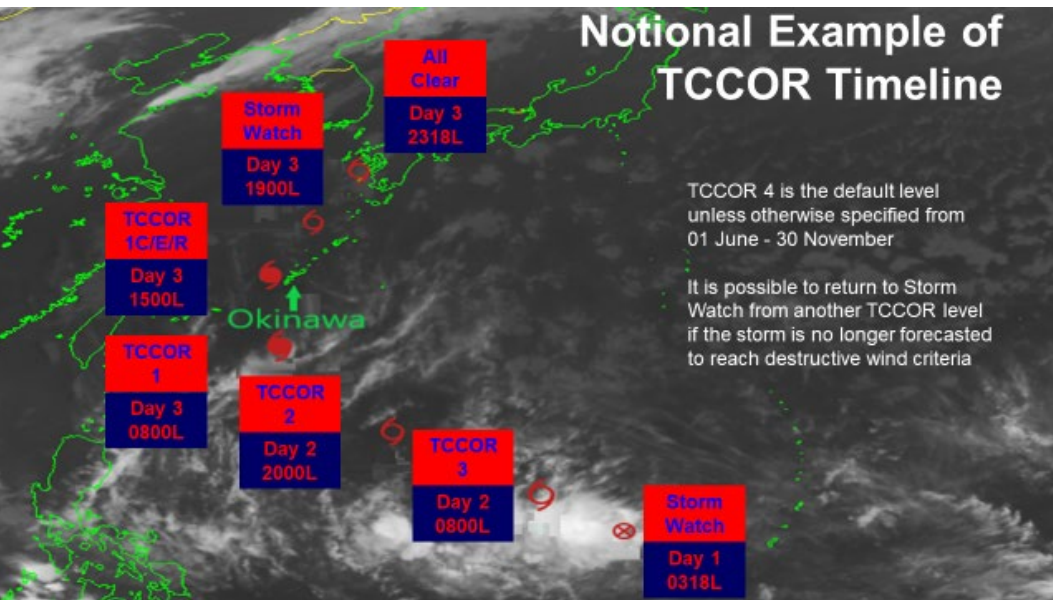
- Report damage/utility outages to Housing Maintenance (634-4663).
- Be patient and remain indoors

Storm Watch

- Monitor for changes in TCCOR and services closure information

All Clear

- Report damage/outages to Housing Maintenance
- Reset fridge/freezer settings
- Remove sandbags from doorsills



Facility Manager Actions

TCCOR 5

- Review all other TCCOR level actions

TCCOR 4

- Ensure personnel have been identified to survey the building following a typhoon
- Ensure facility back up power is operable/fuel filled to at least 3/4 of a tank

TCCOR 3

- Ensure assigned vehicles are checked and fuel tanks full

TCCOR 2

- Secure food for individuals required to stay in the facility
- Secure loose trash and assets around facility
- Release personnel to personal quarters when building prep is complete

TCCOR 1

- Place sandbags across all doorsills except for the entrance door
- Bag all computers and sensitive electronics near windows
- Send non-mission essential personnel home

TCCOR 1 Caution/Emergency (IC/IE)

- Release non-mission critical personnel
- Ride-out storm and monitor communications channel
- Remain indoors unless directed by chain of command to support damage assessment efforts



Facility Manager Actions (Continued)

TCCOR 1 Recovery (IR)

- Remain indoors unless directed by chain of command to support damage assessment efforts

Storm Watch

- Secure loose trash and assets around facility

All Clear

- Complete walkthrough Report damage/utility outages to 18 CES Unit Control Center (DSN: 634-1915, 6456)
- Consolidate debris from within 150ft of facility to the parking lot/road
- Remove sandbags from doorsills

Emergency Family Plan (fill out on Pg 29)

- Collect important contacts list including contact information for locations your family frequents
- Map out and practice evacuation routes from each room in your home
- Establish a family communications plan and rally point
- Contact schools, daycare providers, workplaces, and apartment buildings your family uses to review their site-specific emergency plans
- Identify where the utility shut-off location is in your home and how to use it
- Write down safety considerations/skills and practice with your family



Emergency Kit

- Water (one gallon of water per person/pet per day for at least three days)
- Non-perishable foods/pet food (at least three days' worth) and can opener
- Infant formula and diapers
- Battery powered radio and a NOAA Weather Radio with tone alerts
- Flashlight/lanterns/chargers/portable power bank/extra batteries
- First aid kit and dust masks
- Hand wipes, garbage bags and plastic ties for personal sanitation
- Feminine supplies and personal hygiene items
- Sleeping bag or warm blanket for each person
- A change of clothing: long sleeved shirt, long pants, and sturdy shoes
- Prescription medications and glasses
- Household chlorine bleach and medicine dropper — when diluted nine parts water to one part bleach, bleach can be used as a disinfectant. In an emergency, you can use it to treat water by using 16 drops of regular household liquid bleach per gallon of water. Do not use scented, color safe, or bleaches with added cleaners.
- Cash or traveler's checks and change
- Important family documents such as copies of insurance policies, identification, and bank account records in a waterproof, portable container
- Emergency reference material such as a first aid book or information from ready.gov
- Books, games, puzzles, paper and pencil, or other activities for children



US Naval Hospital Considerations

At TCCOR-IC routine admissions to the US Naval Hospital at Camp Foster and outpatient visits to the hospital and all Branch Medical Clinics on island are suspended until the return to TCCOR-Storm Watch or All Clear. Emergency care is still available at the US Naval Hospital. Appointments cancelled due to typhoon conditions should be rescheduled by calling the appropriate clinics.

All expectant mothers who are 37 weeks (34 weeks with twins or high risk pregnancies) or greater gestation are advised to report to the US Naval Hospital, Camp Foster. Please check in at the Information Desk. You will be residing in the hospital during the emergency phase of the storm. Bring all prescription medications, personal toilet articles, a change of clothing, snacks (food options are limited), credit card for meals, sleeping bag and pillow. If you bring a radio, it must have earphones. Due to limited space in the Naval Hospital, you may bring only ONE adult with you (no children or pets due to safety concerns)

Cost for meals in the galley:

\$3.45 – Breakfast

\$5.85 – Lunch

\$5.10 – Dinner



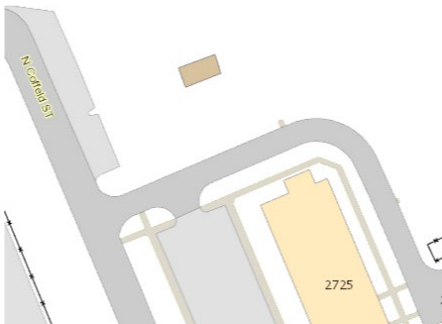
Sandbag Fill Locations

Camp Schwab



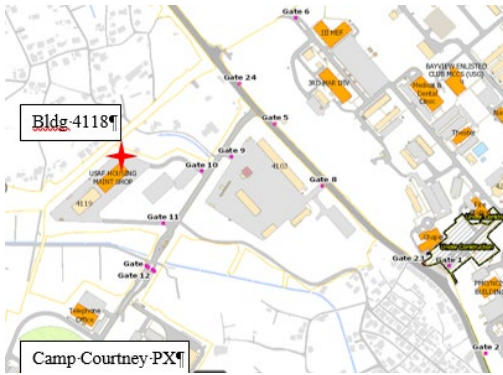
MCCS Beach area by Bldg 3219. (Open 24/7)

Camp Hansen



**Camp Hansen Operations
Just North of Building 2725; 24/7
623-4724 (as needed/first come first served)**

Camp Courtney



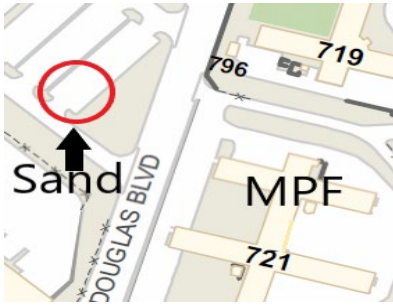
Camp Courtney Eaglette Military Family Housing (MFH) Self Help
East side of bldg. 4118; Open Mon-Sat 0800-1600
MFH Residents Only

Kadena Air Base (MFH)

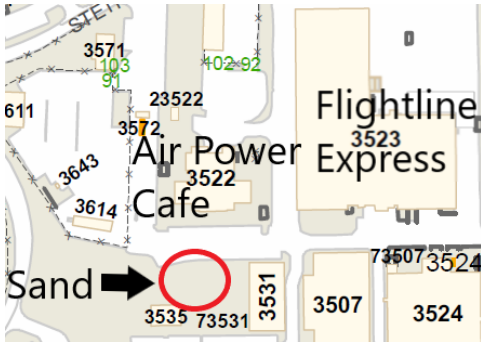


Kadena Eagle Hardware MFH
Mon-Fri 0800-1700; Sat 0900-1300; Closed last Sat of month
MFH Residents Only

Kadena Air Base (Non-MFH)



Parking lot across from bldg. 721 (MPF) (Open 24/7)



Behind bldg. 3522 (Air Power Cafe) (Open 24/7)



Recycle Center (Open Mon-Sat 0730-1700; closed Sun)

Camp Foster



MCAS Futenma

Units will be notified by Installation, Logistics, Support (ILS) when the lot is open for sandbag filling, generally at TCCOR-3, but no later than TCCOR-2. Units will provide their own sandbags and filling tools.

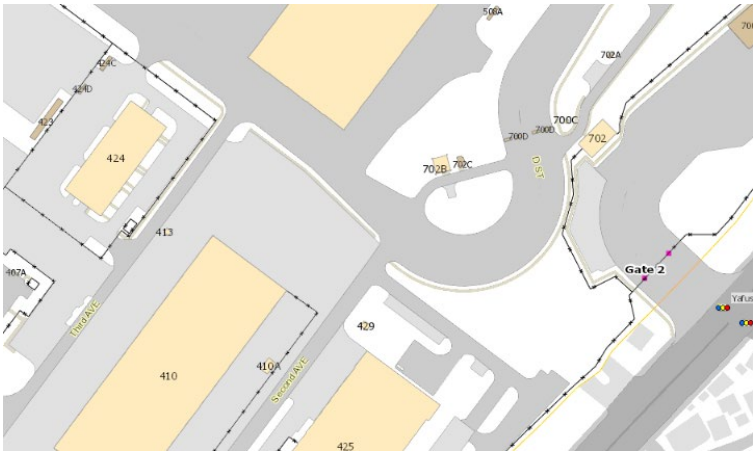


MCASF Gravel Lot (As Scheduled)

Camp Kinser



**Operations Warehouse
Bldg 500, Depot Blvd
Camp Kinser Operations 315-637-1771**



**Camp Kinser Eaglette MFH Slef Help
Bldg 424; Mon-Fri 0730-1630
424-637-2533
MFH Residents Only**

Department of Defense Education Activity (DoDEA) Okinawa District TCCOR Guide

<i>Applicable to all DODEA Schools</i>	TIME: 0500-1159	1200-1459	1500-0459
TCCOR-1	No school for students ONLY if declared before 0500. Otherwise, all bus routes and school operations will continue on a normal schedule. After school activities are cancelled. All DoDEA employees report to work as scheduled for normal duty hours.	School will continue and students will go home at the normal time, buses will run normal routes. After school activities are cancelled. Normal duty hours for all DoDEA employees.	No school for students if the condition exists prior to 0500 on normal school days. After school activities are cancelled. Normal duty hours for all DoDEA employees.
TCCOR-1C	No school for students or work for DoDEA employees. Tune to AFN radio, TV or official internet sources for current information.	No school for students or work for DoDEA employees. Tune to AFN radio, TV or official internet sources for current information.	No school for students or work for DoDEA employees. Tune into AFN radio, TV or official internet sources for current information.



DoDEA Okinawa District TCCOR Guide (Continued)

<i>Applicable to all DoDEA Schools</i>	TIME: 0500-1159	1200-1459	1500-0459
TCCOR-1E	No school for students or work for DoDEA employees. Tune to AFN radio, TV or official internet sources for current information.	No school for students or work for DoDEA employees. Tune to AFN radio, TV or official internet sources for current information.	No school for students or work for DoDEA employees. Tune to AFN radio, TV or official internet sources for current information.
TCCOR-1R	No school for students or work for DoDEA employees. ONLY Facility damage assessment teams will report for duty. Tune to AFN radio, TV or official internet sources for current information.	No school for students or work for DoDEA employees. ONLY Facility damage assessment teams will report for duty. Tune to AFN radio, TV or official internet sources for current information.	No school for students or work for DoDEA employees. ONLY Facility damage assessment teams will report for duty. Tune to AFN radio, TV or official internet sources for current information.



DoDEA Okinawa District TCCOR Guide (Continued)

<i>Applicable to all DoDEA Schools</i>	TIME: 0500-1159	1200-1459	1500-0459
STORM WATCH	No school for students if preceded by TCCOR-1, 1C or 1E. All DoDEA employees report for duty within two hours of the first announcement during normal duty hours.	No school for students if preceded by TCCOR-1, 1C or 1E. All DoDEA employees report for duty within two hours of the first announcement during normal duty hours.	No school for students if preceded by TCCOR-1, 1C or 1E. All DoDEA employees report for duty within two hours of the first announcement during normal duty hours.
NORMAL LEVEL: TCCOR-5 (Dec 1st-May 31st) TCCOR-4 (June 1st-Nov 30th)	No school for students if declared after 0500 AND preceded by TCCOR-1, 1C or 1E. Buses are notified before departure. All DoDEA employees report to work as scheduled for normal duty hours.	No school for students if preceded by TCCOR-1, 1C or 1E. All DoDEA employees report to work as scheduled for normal duty hours.	Regular school schedule for students if declared prior to 0500 on normal school days. A or B day schedules will be posted on official news sources. All DoDEA employees report to work as scheduled for normal duty hours.

After the Storm

USE CAUTION

Be aware that there may be glass, debris, power lines, fires, and potentially harmful items displaced from the typhoon. You should not leave your safe area until notified by authorities that it is safe to do so. You must allow recovery personnel to do their job safely and efficiently. When unauthorized personnel are out roaming the streets and taking in the damage, they endanger both themselves and the recovery crews. Please stay put until told to leave, unless you have an emergency. When you are finally authorized to leave your safe area, use extreme caution. Check the area around your quarters, and help your neighbors as well, especially families of deployed members. Be sure to check common areas where children play. Base recovery crews check these areas, but it is always a good idea to double check just in case something was overlooked. Ensure you remove sandbags from doorsills for safety and pests.



Filing a Claim for Damage

If you have private insurance, you must first file with your insurance company. If you suffered loss or damage to your personal property due to a typhoon, you can file a claim if:

- You are an active duty member, a reservist on active duty, or a civilian Employee of the Department of Defense and you are not considered a local inhabitant of the area.
- The property was located in your assigned or authorized quarters or, located on base when it was damaged. Please see below information on contacting your respective branch claims section:

Air Force Claims

DSN 312-986-8044

Army Claims

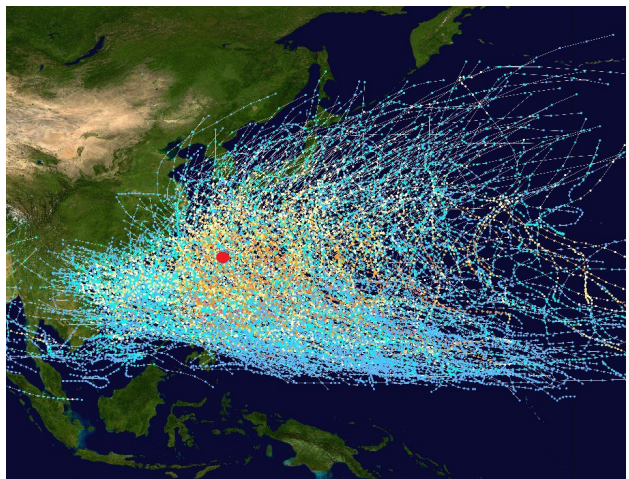
DSN 315-652-4742

Marine Corps Claims

DSN 315-645-9429

Navy Claims

DSN 315-634-8255



Tracks of all tropical cyclones in the northwestern Pacific Ocean between 1980 and 2005
Okinawa is the red dot on the map above

Kadena Connect App

Kadena Connect for Android and iOS users!

This app features:

- Emergency Contact List
- Kadena Taxi Services
- Non-Emergency Contact List
- Resources
- Policies

Check it out for yourself!



Family Accountability

An online accountability system is available to families in any service. The purpose of the system is for a member to update their status, or to check on members and their families if they are in an area affected by a disaster. To register, just log on and follow the steps.

Air Force Personnel Accountability and Assessment System (AFPAAS)

<https://afpaas.af.mil/>

Navy Family Accountability and Assessment System (NFAAS)

<https://navyfamily.navy.mil/>

U.S. Army Disaster Personnel Accountability and Assessment System (ADPAAS)

<https://adpaas.army.mil>

Installation Warning System (AtHoc)

In order to receive notifications using AtHoc, follow the below steps. Questions regarding AtHoc notifications can be sent to 18th WG Command Post or your installation's Emergency Management office.

- 1.) Right click on the white globe with purple ring located in your bottom right task bar of your work computer.
- 2.) Choose "Access Self Service."
- 3.) Go to "My Profile" tab and click "Edit" in the top right hand corner.
- 4.) Under "My Profile," enter your user information. At a minimum, you should have your work phone, mobile phone and text messaging; the last two fields will be where you add your government cell phone number (if applicable). It is highly recommend you add your dependents' numbers and a personal email address as well.

NOTE 1: DO NOT use the US Flag with "315" in the phone number boxes

NOTE 2: Ensure you follow the format for the mobile phone numbers provided below the box. For example, 011+8210+last eight digits of number; 09012345678 becomes 011821012345678.

- 5.) Click save and close.



How to Receive Emergency Notifications in English

EMERGENCY NOTIFICATIONS

Cell phones across Okinawa currently receive emergency text notifications in Japanese from mobile phone service providers such as Softbank, AU, and Docomo

Follow the steps in this pamphlet to receive emergency notifications by email in English

SERVICE PROVIDER EMAIL

In order to receive notifications automatically, you must first visit your mobile phone service provider to ensure you have an active email account setup through your service.

Other email accounts will not work.

You must use the email account linked to your phone through your mobile phone service provider.

1.) GETTING STARTED

- Download QR Code Reader



2.) REGISTRATION

- Scan the QR Code
- After scanning, **Select the URL Hyperlink**
- Click "Registration/Change/Cancelation"



Notifications in English (Continued)

An email is automatically opened. Do not change the subject or body of the message

Click "Send"

If asked, do you want to send it anyway? **Click "Send"**

You will receive an email in your inbox containing a URL Hyperlink

Select URL Hyperlink

3.) **SELECT REGIONS**

After the **URL Hyperlink loads, Click "Next Registration" which is the only option at this time**

Read the information carefully then **Click "I Agree"**

The "Select Regions" page will pop up.

Select the Regions that you would like to receive notifications about

Click "Next"



Notifications in English (Continued)

4.) SELECT COMMUNITIES

- Select the communities** you would like to receive notifications about

- Click “Addition”**

- Select the region(s)** for which you wish to obtain the distributed evacuation information

You will repeat these steps for both Weather and Evacuation Notifications

- Click “Next”**

5.) SELECT WEATHER / HAZARDS

Use the drop down arrow next to each option to choose which emergency notifications you would like to receive

- Click “Next”**

6.) AFTER REGISTRATION

- Review your notification settings, then **Click “Registration”**
A page should appear that says “Successfully Registered.”



Emergency Numbers

<p><u>Kadena Air Base:</u> Off Base Emergency Number Dial 1-1-9 From a Cell: 098-934-5911 On Base Emergency (DSN) Dial 9-1-1 <u>Command Post (DSN)</u> Dial 634-1800</p>	<p><u>Camp Foster:</u> Off Base Emergency Number Dial 1-1-9 From a Cell: 098-911-1911 <u>On Base Emergency (DSN)</u> Dial 9-1-1</p>
---	--

DoDEA Schools Contact Information

Amelia Earhart Intermediate School (AEIS)	634-1329
Bechtel Elementary School (BES)	622-7504
Bob Hope Elementary School (BHES)	# TBD
Kadena Elementary School (KES)	634-3441
Kadena Middle School (KMS)	634-0217
Kadena High School	634-1712
Killen Elementary School (ECK)	645-7760
Kinser Elementary School (KSES)	637-3008
Kubasaki High School (KHS)	645-6888
Lester Middle School (LMS)	645-7787
Ralph F. Stearley Primary School (RSPS)	634-0093
Ryukyu Middle School (RMS)	634-4849
Zukeran Elementary School (ZES)	645-2576
Law Enforcement Desk	634-2475
Human Resources	634-2330
DSO-District Superintendent Office	634-1204

Emergency Numbers (Continued)

<u>Air Force</u>	DSN
Emergency Management	634-4404
Kadena Command Post	634-1800
Weather	634-3140
Public Affairs	634-3813
Red Cross	634-1294
<u>NAVY</u>	DSN
Emergency Manager	634-9331
White Beach Dispatch	622-1410
<u>Army</u>	DSN
Emergency Manager	652-1943/4385
Provost Marshall Desk Sergeant	652-4715
Antiterrorism Office	652-5588
<u>MARINE CORPS</u>	DSN
Emergency Manager	645-2322
Red Cross	645-3800/3801
Facility Maintenance	645-7294/7295/7296
<u>OFF BASE</u>	DSN
Local Police	110
Local Fire Dept	119
Local Coast Guard	118

Personal Emergency Numbers/Plan

Emergency Contact information:

Important Addresses:

Emergency Rally point/routes:

Other Emergency Information:

Online Resources

Air Force Be Ready – <http://www.beready.af.mil/>

Air Force Claims – https://claims.jag.af.mil/no_insur.php

Commander Fleet Activities Okinawa –
<https://www.facebook.com/COMFLEACTOKI/>

Facility Manager Typhoon Checklist
<https://usaf.dps.mil/sites/kadena/18CEG/18%20CES/CEX/Emergency%20Weather%20Information%20and%20Hazard%20Information/Facility%20Manager%20Typhoon%20Checklist.pdf>

Flooding – <https://www.ready.gov/floods>

Kadena Air Base (18 WG) – <https://www.facebook.com/KadenaAirBase/>

Listen to AFN – <http://www.afnpacific.net/LocalStations/Okinawa.aspx>

Marine Corps Installations Pacific Public Affairs Office
Facebook – <https://www.facebook.com/OkinawaMarines/>
Instagram – <https://www.instagram.com/okinawamarines>
Twitter – <https://twitter.com/OkinawaMarines>

Navy Claims – https://www.jag.navy.mil/organization/code_15_addresses.htm

Shoqun Weather – <http://www.kadena.af.mil/Agencies/Local-Weather/>

Tornadoes – <https://www.ready.gov/tornadoes>




Online Resources (Continued)

U.S. Army Garrison Okinawa -


<https://www.facebook.com/USAGOkinawa/?fref=nf>

Wind Radar - <https://www.windy.com/26.589/127.542?25.464%2C127.542%2C7>


Air Force Be Ready




Air Force Claims




Flooding




Listen to AFN




Navy Claims




Shogun Weather



Tornadoes



Wind Radar



Emergency Management Offices on Okinawa

Commander Fleet Activities Okinawa (CFAO)

DSN: 634-9331

Kadena Air Base

DSN: 634-4404

Marine Corps Installation Pacific (MCIPAC) EM

DSN: 645-2322

Cell: 080-8961-3016

<https://www.mcipac.marines.mil/>

U.S Army Garrison, Okinawa (USAGO)

DSN: 652-1943/4385

